


NP 248

Brilliance® Digital and Analog Audio/Video Composite Cables

Utilizing two standards-setting Belden® cables, 1505A Precision Video cable and 9451 Audio cable, this new composite design provides exceptional video, audio and power functionality to ENG/EFP cameras.



Belden Brilliance Composite Camera Cable Is Designed for SDI/HDTV Video in ENG and EFP Applications

Belden Brilliance 1347A Audio/Video Composite Camera cable is ideal for the interconnection of digital remote field cameras. 1347A is a round, smooth composite cable that is comprised of two industry leading cables: Belden RG-59 Type SDI coaxes (P/N 1505A) and Belden single-pair coaxes for audio and power applications (P/N 9451). This rugged, yet flexible, new cable is appropriate for live or recorded on-site news reporting (ENG, or Electronic News Gathering). It is also appropriate for EFP (Electronic Field Production), or the on-site recording of videos produced for companies or private enterprises (i.e., advertisements or training films).

Superior Cable Construction Means Superior Performance

The two 1505A RG-59 Type SDI coaxes in this composite cable construction feature 20 AWG solid .032" bare copper conductors, gas-injected foam polyethylene insulation, Duofoil plus tinned copper braid shields for 95% shield coverage and Black and White PVC jackets. These coaxes have been sweep tested from 5-1600 MHz and 1600-4500 MHz, achieving minimum Return Loss values of 23dB and 21dB, respectively.

The four 9451 single twisted pair audio/power coaxes are comprised of two 22 AWG stranded (7x30") tinned copper conductors, crush-resistant polypropylene insulation, overall Beldfoil shields for 100% coverage, 22 AWG stranded drain wire and a Matte Black overall PVC jacket. The pair jackets are brown/red and orange/yellow.

Outstanding Installer Benefits

Pulling and termination of the new composite is especially easy since the cable is extremely flexible – even in low temperatures. Each coax is color-coded for easy channel identification and the each of the coax pairs have a Beldfoil® shield bonded to its crush-resistant polypropylene insulation for ease of termination. Installers can also use industry-standard BNC connectors.


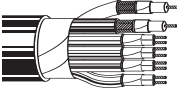
Digital Audio and Video Composite Camera Cables for ENG/EFP Applications

RG-59U Type Coax

Description	Part No.	UL NEC/ C(UL) CEC Type	Standard Lengths		Standard Unit Weight		Conductor (stranding) Diameter Nom. DCR	Nominal Core OD		Shielding Materials Nom. DCR	Overall Nominal OD		Nom. Imp. (Ω)	Nom. Vel. of Prop.	Nominal Capacitance		Nominal Attenuation	
			Ft.	m	Lbs.	kg		Inch	mm		Inch	mm			pF/Ft.	pF/m	MHz	dB/100 Ft.

(2) RG-59 Type SDI Coax + (4) 22 AWG Audio Cables (9451 Type) • (2) 20 AWG Solid Coax with Duofoil® + TC Braid Shield (95% Coverage) • (4) Jacketed 22 AWG STP Audio Cables

Insulation: Gas-Injected Foam Polythylene (Coax) and Polypropylene (Pairs) • Matte Black Overall PVC Jacket

UL 300V 60°C  	1347A <small>new</small>	NEC:	500	152.4	108.5	49.3	(2) Coax:	.145	3.68	Duofoil	.630	16.0	75	83%	16.3	53.5	1	.3	1.0		
		CMR	1000	304.8	232.0	105.5	20 AWG			+ TC Braid								3.6	.6	2.0	
		CEC:					(solid)	.233	5.92	95% Shield								5	.6	2.1	
		CMG					.034" BC			Coverage								7	.7	2.4	
		FT4					10.0Ω/M'			3.8Ω/M'								10	.9	3.0	
							32.8Ω/km			12.5Ω/km									67.5	2.1	6.7
							Jackets: Black, white												71.5	2.1	6.9
																			88.5	2.2	7.2
							(4) Pairs:	.076	1.93	Each Pair:					45	66%	35.0	114.8	100	2.3	7.5
							22 AWG			Pair OD:									135	2.7	8.9
							(7x30)	.135	3.43	Shielded									143	2.8	9.2
							.030" BC			100% Shield									180	3.1	10.2
							14.1Ω/M'			Coverage									270	3.8	12.5
							46.2Ω/km			w/22 AWG									360	4.4	14.4
							Jackets: Brown, Red, Orange, Yellow			TC Drain Wire									540	5.5	18.0
								14.3Ω/M'									720	6.4	21.0		
								46.9Ω/km									750	6.5	21.3		
																	1000	7.6	24.9		
																	1500	9.3	30.5		
																	2000	10.9	35.8		
																	2250	11.6	38.1		
																	3000	13.4	44.0		
																	4500	16.4	53.8		

BC = Bare Copper • DCR = DC Resistance • STP = Shielded Twisted Pairs • TC = Tinned Copper

Contact the Belden Customer Service Department for a Comprehensive Connector Cross Reference. **1.800.BELDEN.1**. Request quotations of cables not listed.